

## FireNET Plus<sup>®</sup> - ADDRESSABLE FIRE ALARM CONTROL PANEL



### DESCRIPTION

The FireNET Plus<sup>®</sup> 1127 series control panel is a digitized analog addressable fire alarm panel with build options containing 1 or 2 SLC loops, an RS-485 bus for network communication and cellular dialer communication options. Each SLC loop supports 127 devices of any combination (sensors or modules), and 127 analog sounder bases, for a possible total of 254 points per loop. Communication between devices is accomplished by use of standard cable (shielded or twisted pair is not required). Each panel includes a 4-amp power supply and has 2 onboard NAC circuits. The RS-485 bus provides communication to the panel network while another RS-485 bus provides communication for peripheral devices. The RS-232 interface allows the convenience of programming via a PC.

The system will support a variety of Hochiki devices such as photo, ion and heat sensors, which contain a unique, patented sensor design incorporating automatic drift compensation and day/night sensitivity modes. Additional devices include contact monitors, relay controllers, supervised auxiliary output and short circuit isolator modules. In addition, interfaces to conventional detection systems can be established by using a conventional zone-monitoring module.




The Loop Explorer Windows<sup>®</sup> Software interface provides the installer with fingertip access to installation programming and diagnostic tools. An Auto Learn feature offers the convenience for quick start applications. Add to this Hochiki's reputation for high quality and dedicated service, and you have an exceptional product with performance and value.

*Specifications subject to change without notice.*

### STANDARD FEATURES

- Digitized analog information processed using Hochiki's advanced Digital Communication Protocol for fast and robust communication
- Up to 127 sensors & modules, plus 127 analog sounder bases, for a total of 254 points possible per loop
- Uses standard wire, no-shielded or twisted pair required on SLC loops
- Optional dedicated cellular communicators, Pathway Pro and FireNET Comm 5G use serial data to transmit events.
- Programmable sensitivity levels by device
- Alarm verification feature
- Automatic daily calibration & drift compensation routine
- Large 8-line x 40-character LCD (320 char.)
- 1 SLC (2<sup>nd</sup> SLC optional)
- RS-485 bus for panel networking (option)
- Built-in RS-232 interface for programming via a PC
- 3 on board programmable Form C relays rated at 1 amp at 30VDC
- 2 auxiliary power outputs, each rated 360mA at 24 VDC
- Loop Explorer Windows<sup>®</sup> configuration utility
- Auto-learn feature
- 500 network wide software zones
- Network capability of up to 64 panels (option) except non expandable model
- Built in help and alarm information screens
- 2 on-board Class B (style Y) NAC circuits rated at 2.3 amps each (special application) and 1.6 amps each (regulated continuous)
- Gentex, System Sensor, Wheelock, and, Amseco NAC sync protocol built-in
- Automatic day/night sensitivity modes
- Fire Drill test function
- Walk test function
- Powerful & versatile programming software includes three types of Cause & Effect programming: Action, Disablement and Test.

### PRODUCT LISTINGS

|   |  |  |   |
|---|--|--|---|
| <b>SIGNALING</b><br><br><b>LISTED</b><br>S6468 | UL 864, Local Signaling Unit.<br>Types: Automatic, manual, waterflow, sprinkler supervisory, Remote Station and Central Station Service (DACT)<br>Non-coded signaling.<br>NFPA 70, 72 & 13 Compliant | <br><b>FM</b><br><b>APPROVED</b><br>3038713 | <br>California State Fire Marshal<br>7165-0410:180 |
|   |  |  |   |

## FireNET Plus<sup>®</sup> - ADDRESSABLE FIRE ALARM CONTROL PANEL

### SPECIFICATIONS

|                     |  |
|---------------------|--|
| Primary AC          | 120VAC @ 2.1 Amps 50/60hz or 220VAC @ 1.1Amps 50/60hz                          |
| Output DC           | 24VDC @ 5.25 Amps  |
| Power Supply        | 4 Amp integrated   |
| Charger Current     | 1.25 Amps max.   |
| Dimensions          | 14.5" W x 19" H x 3.5" D   |
| Weight              | 20 lbs. (without batteries)  |
| Color               | Red (optional gray)  |
| Material            | ABS/steel enclosure  |
| Display             | 8 line x 40 character LCD (320 character total)                                |
| Network             | Dual RS485 ports (64 panels max.) except non expandable model                  |
| Zones               | 500 network wide software zones per system                                     |
| SLC loops           | 1 or 2 (class A, "style 6 or 7" or class B, "style 4")                         |
| Devices per loop    | 127 sensors & modules, plus 127 analog sounder bases, 254 total                |
| Addresses per panel | 800 addresses + sub-addresses max. per panel                                   |
| NAC Outputs         | (2) class B, 2.3 Amps (special application)<br>1.6 Amps Regulated (continuous) |
| Relay Outputs       | (3) Form C 1 Amp @ 30VDC   |
| Aux. Power          | 2 outputs, 360mA @ 24VDC each  |
| PC Port / Printer   | RS232  |

### SLC COMPATIBLE DEVICES & SYSTEM ACCESSORIES

| MODEL                                | DESCRIPTION  |
|--------------------------------------|--|
| <b>CONTROL PANEL EXPANDERS</b>       |  |
| FNP-1127-SLC                         | SLC One Loop Expansion Card  |
| FN-4127-NIC                          | Network Interface Card   |
| FN-4127-IO                           | 16 Channel Input/Output Board  |
| <b>ANNUNCIATOR</b>                   |  |
| FN-LCD-S                             | Serial LCD Annunciator   |
| FNP-LED                              | Graphix Display  |
| <b>SLC LOOP DEVICES</b>              |  |
| ALG-V, ALK-V, ALN-V, ALO-V           | Analog Addressable Photoelectric Sensor  |
| AIE-EA                               | Analog Addressable Ionization Sensor   |
| ATG-EA, ATJ-EA                       | Analog Addressable Heat Sensor   |
| ACA-V, ACC-V, ACD-V                  | Multi-criteria Sensor  |
| NSA-4, YBN-NSA-47, NSA-6, HSB-NSA-67 | Four Inch Sensor Base and Six Inch Sensor Base   |
| SCI-B4, SCI-B47, SCI-B6, SCI-B67     | Four Inch Short Circuit Isolator Analog Sensor Base & Six Inch Circuit Isolator Analog Sensor Base |
| ASB, ASB7                            | Analog Sounder Base  |
| ASBL, ASBL7                          | Analog Low Frequency Sounder Base  |
| DH-98A, DH-98AR                      | Analog Addressable Duct Detector Unit (DH-98AR and DH-99AR include built-in relays)                |
| DH-99A, DH-99AR                      |  |
| DH-100-A                             | Analog Duct Detector   |
| MS-RA, MS-RA/R, MS-KA/R              | Remote Test Station for DH-98AR & DH-99AR (Tests Relays Only)                                      |
| DCP-FRCME-M                          | Contact Monitoring Module (mini w/terminal block)  |
| DCP-FRCME-P                          | Contact Monitoring Module (mini w/pigtail leads)   |
| DCP-FRCME-4                          | Contact Monitoring Module (with faceplate/indicating LED)  |
| DCP-FRCMA, DCP-FRCMA-I               | Class A Contact Monitoring Module (FRCMA-I has built-in SCI)                                       |
| DCP-DIMM                             | Dual Input Monitor Module (with faceplate/indicating LED)  |
| DCP-CZM                              | Conventional Zone Module   |
| DCP-R2M                              | Dual Relay Module  |
| DCP-R2ML/H Series                    | Dual Relay Module (R2ML-I & R2MH-I has built-in SCI)   |
| DCP-SOM                              | Supervised Output Module   |
| DCP-SOM-A, DCP-SOM-AI                | Class A Supervised Output Module (SOM-AI has built-in SCI)   |
| DCP-SCI                              | Short Circuit Isolator Module  |
| DCP-AMS Series                       | Addressable Manual Pull Station  |
| <b>ACCESSORIES</b>                   |  |
| AP7                                  | Hand Held Programmer (portable device addresser)   |
| FN-ACC                               | Battery/Accessory Enclosure (houses up to 33AH size batteries)                                     |
| FNP-ETR                              | Enclosure Trim Ring for panel flush mount  |